

Scaled data based on original data using
LM-79-08 Approved Method: Electrical and Photometric Measurements of Solid-
State Lighting Products

Test Report Prepared for
Cooper Lighting Solutions
(formerly Eaton)

Brand: INVUE

Report Number: P673859

Luminaire Tested: **CCP-SA-2E-750-U-SL3-HSS**

Issue Date: 04/16/2023



Test Information

Test Method: LM-79-08
Report Number: P673859
Test Lab: INNOVATION CENTER(G1)
Issue Date: 04/16/2023
Manufacturer: COOPER LIGHTING SOLUTIONS (FORMERLY EATON)
Product Line: INVUE
Catalog Number: CCP-SA-2E-750-U-SL3-HSS
Description: INVUE CLEAR CURVE POLE MOUNT Light Square Luminaire @1050mA w/ SL3 distribution lens and House Side Shield
Light Source: (32) 5000K CCT, 70 CRI LEDS
Ballast/Driver: ELECTRONIC DRIVER

Summary

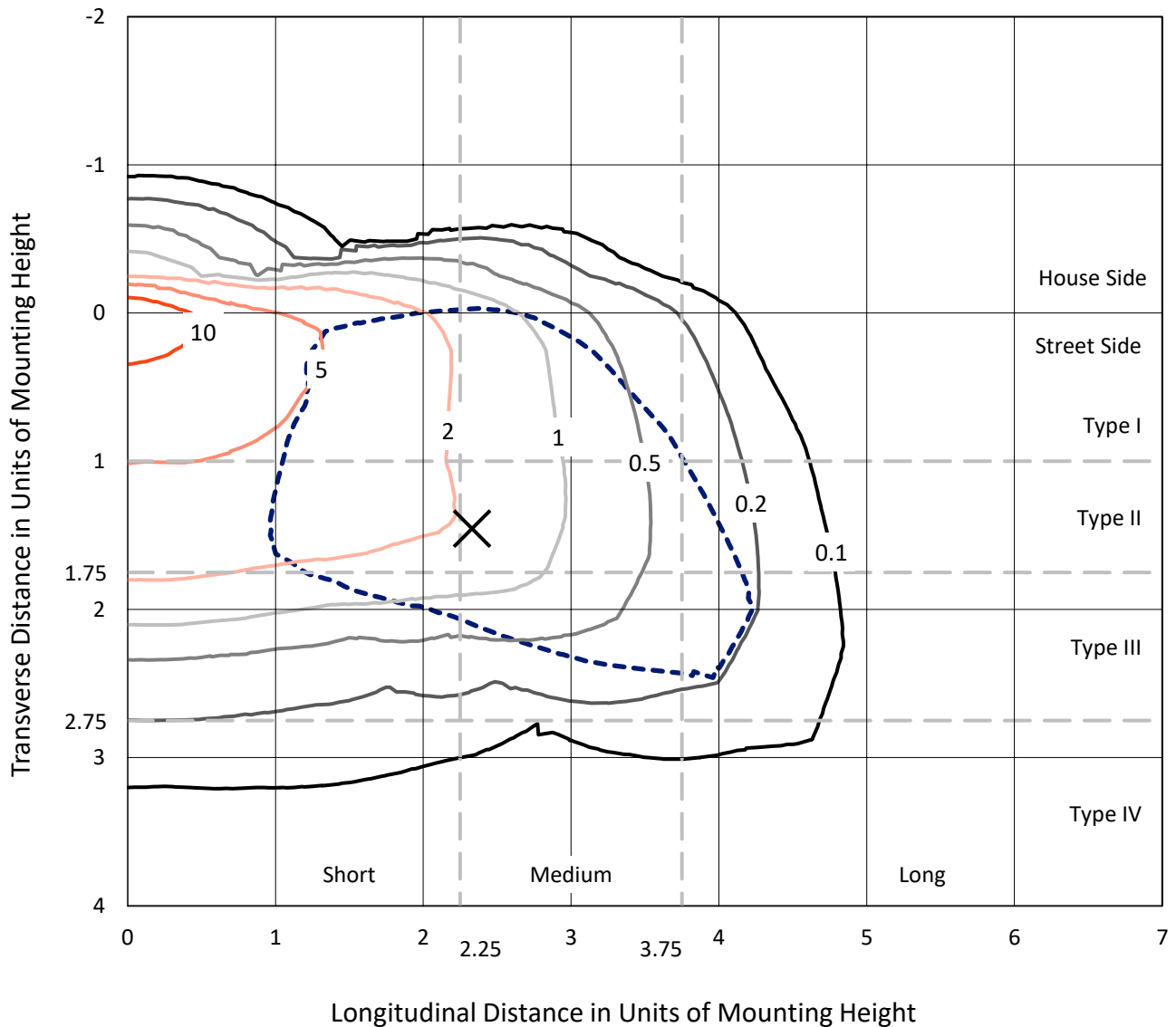
Lumens per Lamp: N/A
Luminaire Lumens: 11557.4 lumens
Efficiency: N/A
Efficacy: 108.4 lumens/watt
Luminous Opening: Rectangular (W 1' x L: 1' x H: 0')
IES Classification: Type III - Medium
BUG Rating: B1 - U0 - G3

Input Watts (W): 106.6
Input Voltage (V): 120
Input Current (Ain): NR
Voltage Rise (V): NR
Power Factor: NR
Total Harmonic Distortion (THDi): NR
Frequency (hertz): 60
Stabilization Time: NR
Operation Time: NR
Ambient Temperature (°C): NR
Test Distance: 25 FT

REPORT NUMBER: P673859
 CATALOG NUMBER: CCP-SA-2E-750-U-SL3-HSS

Iso-Footcandle Lines of Horizontal Illumination

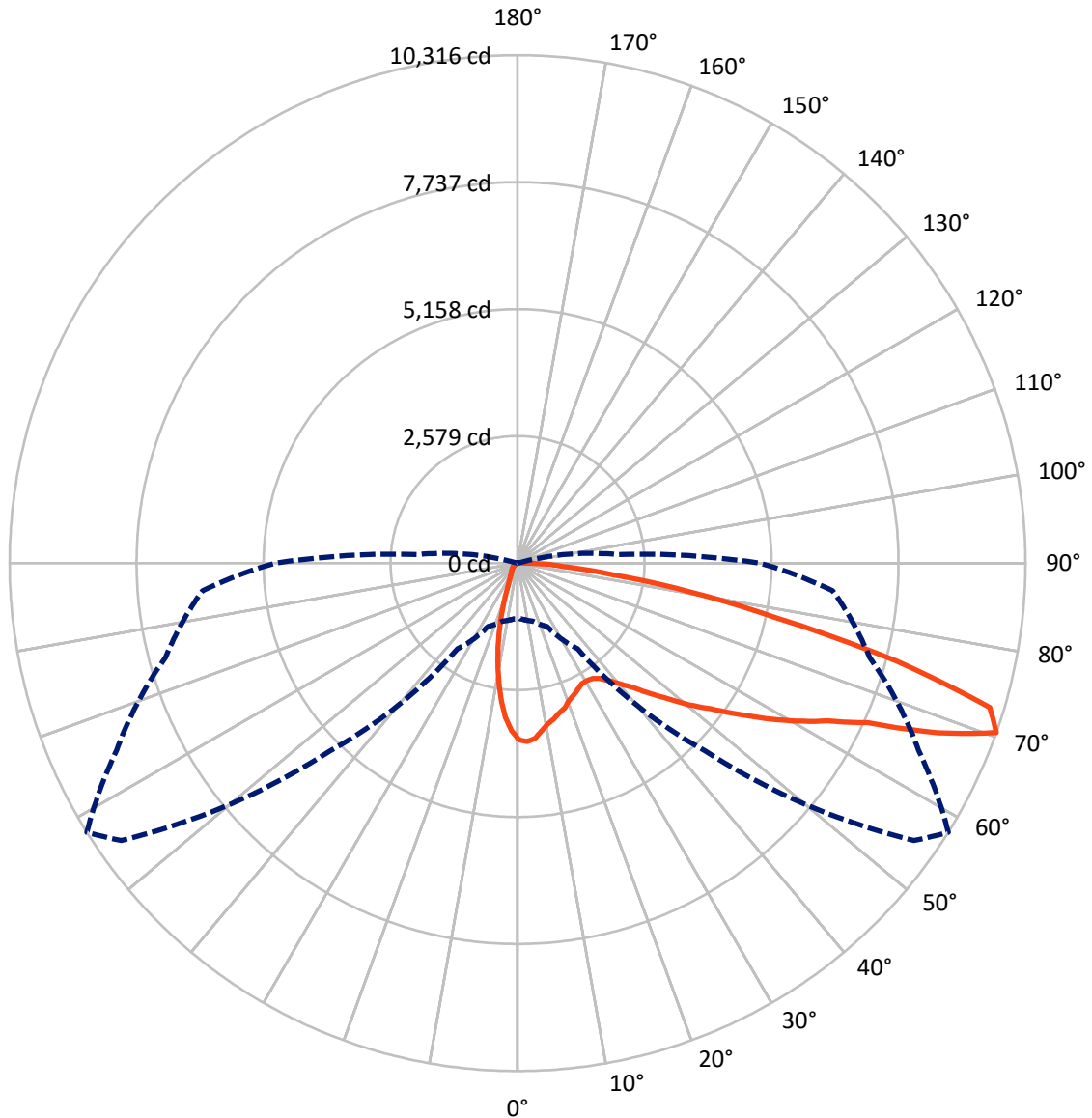
✕ Max cd
 - - - 1/2 Max cd



Based on 15 foot mounting height. Maximum calculated value = 15.9 fc
 Type III - Medium - N/A

REPORT NUMBER: P673859
CATALOG NUMBER: CCP-SA-2E-750-U-SL3-HSS

Luminous Intensity Polar Plot



— Vertical Plane Through 58-Deg Lateral - - - Horizontal Cone Through 70-Deg Vertical

REPORT NUMBER: P673859
 CATALOG NUMBER: CCP-SA-2E-750-U-SL3-HSS

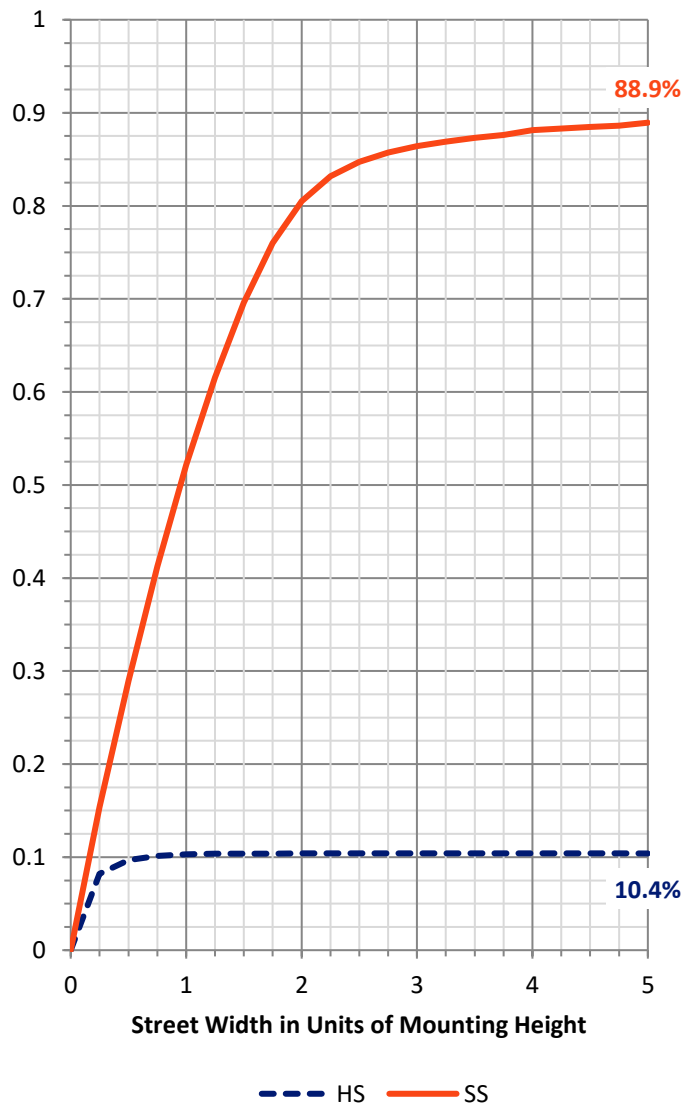
FLUX DISTRIBUTION:

		Downward	Upward	Total
House Side	Lumens	1210.3	0.0	1210.3
	% Fixture	10.5	0.0	10.5
Street Side	Lumens	10347.2	0.0	10347.2
	% Fixture	89.5	0.0	89.5
Total	Lumens	11557.4	0.0	11557.4
	% Fixture	100.0	0.0	100.0

Coefficient of Utilization

ZONAL LUMENS:

Zone	Lumens	% Fixture
0°-10°	292.8	2.5
10°-20°	609.5	5.3
20°-30°	816.0	7.1
30°-40°	1103.1	9.5
40°-50°	1583.2	13.7
50°-60°	2333.1	20.2
60°-70°	2845.8	24.6
70°-80°	1737.8	15.0
80°-90°	236.1	2.0
90°-100°	0.0	0.0
100°-110°	0.0	0.0
110°-120°	0.0	0.0
120°-130°	0.0	0.0
130°-140°	0.0	0.0
140°-150°	0.0	0.0
150°-160°	0.0	0.0
160°-170°	0.0	0.0
170°-180°	0.0	0.0
0°-90°	11557.4	100.0
0°-180°	11557.4	100.0



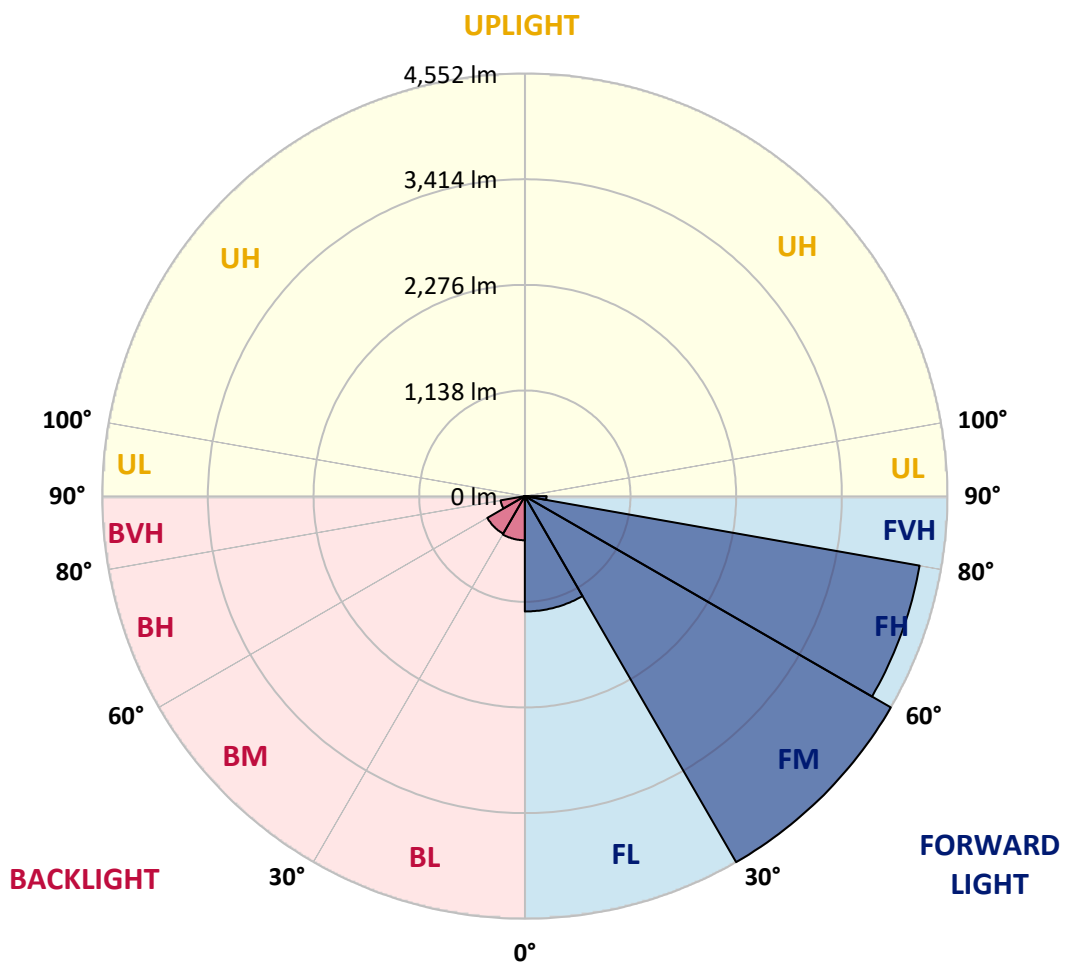
REPORT NUMBER: P673859
 CATALOG NUMBER: CCP-SA-2E-750-U-SL3-HSS

LUMINAIRE CLASSIFICATION SYSTEM LUMEN TABLE AND BUG RATING:

Zone	Lumens	% Fixture	Zone Rating/Lumen Limit		
			B	U	G
FL (0°-30°)	1242.6	10.8			
FM (30°-60°)	4552.4	39.4			
FH (60°-80°)	4318.4	37.4			G2/5000
FVH (80°-90°)	233.8	2.0			G3/500
BL (0°-30°)	475.6	4.1	B1/500		
BM (30°-60°)	467.1	4.0	B1/1000		
BH (60°-80°)	265.2	2.3	B1/500		G1/500
BVH (80°-90°)	2.3	0.0			G0/10
UL (90°-100°)	0.0	0.0		U0/0	
UH (100°-180°)	0.0	0.0		U0/0	

BUG Rating: B1-U0-G3

Type III Medium





REPORT NUMBER: P673859

CATALOG NUMBER: CCP-SA-2E-750-U-SL3-HSS

CANDELA DISTRIBUTION (FULL):

	0°	5°	15°	25°	35°	45°	55°	58°	65°	75°	85°
0°	3587.8	3587.8	3587.8	3587.8	3587.8	3587.8	3587.8	3587.8	3587.8	3587.8	3587.8
2.5°	3652.8	3666.4	3633.8	3671.8	3636.5	3652.8	3633.8	3628.4	3631.1	3633.8	3612.2
5°	3482.1	3514.6	3528.2	3506.5	3558.0	3549.8	3582.4	3585.1	3571.5	3558.0	3560.7
7.5°	3257.2	3289.7	3303.2	3316.8	3368.3	3436.0	3479.4	3452.3	3474.0	3522.7	3449.6
10°	3094.6	3086.5	3083.7	3110.8	3208.4	3265.3	3338.5	3330.3	3384.5	3430.6	3371.0
12.5°	2894.1	2877.8	2926.6	2948.3	3035.0	3135.2	3192.1	3251.8	3306.0	3354.7	3287.0
15°	2745.0	2758.6	2777.5	2823.6	2885.9	3018.7	3102.7	3159.6	3257.2	3281.6	3254.5
17.5°	2625.8	2636.6	2663.7	2688.1	2766.7	2894.1	3026.8	3094.6	3197.6	3262.6	3178.6
20°	2628.5	2596.0	2596.0	2620.4	2663.7	2815.5	2956.4	2978.1	3119.0	3230.1	3173.2
22.5°	2631.2	2620.4	2596.0	2593.3	2612.2	2720.6	2864.3	2913.0	3064.8	3194.9	3127.1
25°	2669.2	2628.5	2631.2	2593.3	2601.4	2655.6	2769.4	2842.6	3016.0	3213.8	3102.7
27.5°	2701.7	2720.6	2682.7	2666.4	2620.4	2617.7	2712.5	2774.8	2991.6	3257.2	3119.0
30°	2774.8	2788.4	2788.4	2777.5	2734.2	2671.9	2693.5	2772.1	2942.8	3249.0	3091.9
32.5°	2896.8	2872.4	2904.9	2888.6	2831.7	2734.2	2753.2	2793.8	2972.6	3352.0	3135.2
35°	2937.4	2956.4	2999.7	2964.5	2945.5	2888.6	2850.7	2880.5	3016.0	3455.0	3200.3
37.5°	3062.1	3035.0	3064.8	3143.4	3162.3	3059.4	2986.2	3029.6	3178.6	3576.9	3259.9
40°	3072.9	3094.6	3148.8	3303.2	3322.2	3278.9	3219.2	3230.1	3341.2	3734.1	3408.9
42.5°	3127.1	3151.5	3262.6	3392.7	3495.6	3503.8	3460.4	3460.4	3555.3	3986.1	3574.2
45°	3232.8	3192.1	3335.8	3555.3	3704.3	3734.1	3791.0	3777.5	3853.3	4251.7	3883.1
47.5°	3273.4	3287.0	3444.2	3709.7	3880.4	4018.6	4113.5	4116.2	4154.1	4590.4	4284.2
50°	3406.2	3403.5	3593.2	3839.8	4091.8	4343.8	4528.1	4528.1	4525.4	4921.0	4628.3
52.5°	3582.4	3576.9	3723.3	4015.9	4343.8	4660.9	4904.7	4912.9	4975.2	5327.5	5024.0
55°	3869.6	3845.2	3986.1	4202.9	4595.8	4980.6	5403.3	5406.0	5357.3	5617.4	5308.5
57.5°	4110.8	4108.1	4224.6	4433.2	4877.6	5392.5	5883.0	5956.1	5801.7	5915.5	5536.1
60°	4048.4	4083.7	4324.8	4633.8	5175.7	5907.4	6400.5	6514.4	6267.8	6118.7	5706.8
62.5°	3660.9	3742.2	4005.1	4498.3	5427.7	6655.3	7113.2	7061.7	6511.6	6292.1	5915.5
65°	2633.9	2715.2	3040.4	3780.2	5135.1	7183.7	8050.8	7817.8	6945.2	6549.6	6194.6
67.5°	1550.0	1582.5	1785.8	2411.7	3839.8	6896.4	9188.9	9207.9	7798.8	6945.2	6676.9
70°	1119.1	1143.5	1222.1	1422.6	2127.2	5406.0	9823.0	10316.2	8983.0	7400.5	6422.2
72.5°	859.0	859.0	991.8	1184.2	1354.9	3238.2	9039.9	10029.0	9240.4	6964.2	5175.7
75°	617.8	634.1	777.7	1018.9	1249.2	1625.9	6660.7	7958.7	7831.3	5644.5	3614.9
77.5°	355.0	363.1	547.4	853.6	1173.3	1116.4	4116.2	5395.2	5547.0	3533.6	1566.3
80°	181.6	187.0	306.2	674.7	1062.2	972.8	2455.1	3552.5	3013.3	1027.0	363.1
82.5°	89.4	89.4	138.2	430.9	902.4	861.7	1444.3	1961.9	1067.7	235.8	151.7
85°	29.8	32.5	62.3	243.9	653.1	520.3	883.4	932.2	357.7	89.4	84.0
87.5°	8.1	10.8	16.3	89.4	284.5	341.4	525.7	596.2	146.3	35.2	40.6
90°	0.0	0.0	0.0	0.0	0.0	0.0	0.0	0.0	0.0	0.0	0.0



REPORT NUMBER: P673859
 CATALOG NUMBER: CCP-SA-2E-750-U-SL3-HSS

CANDELA DISTRIBUTION (continued):

	90°	95°	105°	115°	125°	135°	145°	155°	165°	175°	180°
0°	3587.8	3587.8	3587.8	3587.8	3587.8	3587.8	3587.8	3587.8	3587.8	3587.8	3587.8
2.5°	3530.9	3511.9	3490.2	3436.0	3392.7	3335.8	3297.8	3268.0	3211.1	3221.9	3197.6
5°	3495.6	3460.4	3335.8	3216.5	3108.1	2942.8	2829.0	2755.9	2696.2	2636.6	2680.0
7.5°	3433.3	3349.3	3154.2	2932.0	2701.7	2484.9	2268.1	2138.0	2043.2	1956.5	1953.8
10°	3327.6	3192.1	2885.9	2596.0	2241.0	1956.5	1680.1	1463.3	1322.4	1219.4	1216.7
12.5°	3208.4	3067.5	2682.7	2211.2	1802.0	1401.0	1070.4	840.0	707.3	626.0	615.1
15°	3132.5	2926.6	2428.0	1869.8	1363.0	913.2	593.4	449.8	398.3	379.4	379.4
17.5°	3035.0	2799.2	2176.0	1514.8	945.7	528.4	384.8	346.9	344.1	338.7	333.3
20°	2994.3	2701.7	1951.1	1208.6	598.9	374.0	330.6	322.5	322.5	317.0	311.6
22.5°	2885.9	2560.8	1712.6	886.1	398.3	327.9	311.6	300.8	295.4	289.9	295.4
25°	2837.2	2460.5	1487.7	612.4	325.2	292.7	284.5	273.7	265.6	262.9	262.9
27.5°	2804.6	2360.2	1268.2	425.4	287.2	268.3	252.0	243.9	233.0	222.2	222.2
30°	2780.3	2281.6	1056.8	314.3	257.4	238.5	224.9	205.9	192.4	181.6	181.6
32.5°	2747.7	2189.5	845.5	268.3	233.0	214.1	189.7	173.4	154.5	146.3	146.3
35°	2758.6	2127.2	663.9	238.5	208.7	184.3	162.6	140.9	121.9	113.8	111.1
37.5°	2780.3	2081.1	504.0	214.1	187.0	159.9	135.5	111.1	100.3	89.4	89.4
40°	2872.4	2067.6	371.2	197.8	170.7	140.9	113.8	92.1	81.3	73.2	70.5
42.5°	3026.8	2086.5	287.2	178.8	154.5	119.2	94.8	75.9	65.0	56.9	54.2
45°	3224.7	2159.7	235.8	168.0	135.5	100.3	75.9	62.3	48.8	43.4	43.4
47.5°	3511.9	2273.5	205.9	154.5	119.2	84.0	65.0	48.8	37.9	32.5	32.5
50°	3837.1	2403.6	181.6	138.2	103.0	70.5	51.5	37.9	27.1	24.4	24.4
52.5°	4162.2	2568.9	168.0	127.4	89.4	56.9	40.6	27.1	19.0	16.3	16.3
55°	4503.7	2715.2	151.7	119.2	73.2	46.1	29.8	16.3	10.8	8.1	8.1
57.5°	4742.1	2772.1	132.8	103.0	56.9	35.2	21.7	10.8	5.4	2.7	2.7
60°	4912.9	2780.3	113.8	84.0	43.4	27.1	13.5	5.4	2.7	0.0	0.0
62.5°	5056.5	2796.5	97.6	65.0	32.5	19.0	8.1	2.7	0.0	0.0	0.0
65°	5341.0	2783.0	78.6	51.5	21.7	10.8	5.4	0.0	0.0	0.0	0.0
67.5°	5565.9	2647.5	62.3	35.2	13.5	5.4	2.7	0.0	0.0	0.0	0.0
70°	4923.7	2018.8	48.8	24.4	8.1	2.7	0.0	0.0	0.0	0.0	0.0
72.5°	3866.9	1346.8	32.5	13.5	5.4	2.7	0.0	0.0	0.0	0.0	0.0
75°	2536.4	669.3	24.4	8.1	2.7	0.0	0.0	0.0	0.0	0.0	0.0
77.5°	986.4	176.1	16.3	5.4	0.0	0.0	0.0	0.0	0.0	0.0	0.0
80°	238.5	59.6	8.1	2.7	0.0	0.0	0.0	0.0	0.0	0.0	0.0
82.5°	103.0	21.7	5.4	2.7	0.0	0.0	0.0	0.0	0.0	0.0	0.0
85°	62.3	10.8	2.7	0.0	0.0	0.0	0.0	0.0	0.0	0.0	0.0
87.5°	32.5	5.4	2.7	2.7	0.0	0.0	0.0	0.0	0.0	0.0	0.0
90°	0.0	0.0	0.0	0.0	0.0	0.0	0.0	0.0	0.0	0.0	0.0

(END OF REPORT)